

Cite as: Z. Tian *et al.*, *Science*
10.1126/science.abd6951 (2020).

A ubiquitous tire rubber-derived chemical induces acute mortality in coho salmon

Zhenyu Tian^{1,2}, Haoqi Zhao³, Katherine T. Peter^{1,2}, Melissa Gonzalez^{1,2}, Jill Wetzel⁴, Christopher Wu^{1,2}, Ximin Hu³, Jasmine Prat⁴, Emma Mudrock⁴, Rachel Hettinger^{1,2}, Allan E. Cortina^{1,2}, Rajshree Ghosh Biswas⁵, Flávio Vinicius Crizóstomo Kock⁵, Ronald Soong⁵, Amy Jenne⁵, Bowen Du⁶, Fan Hou³, Huan He³, Rachel Lundeen^{1,2}, Alicia Gilbreath⁷, Rebecca Sutton⁷, Nathaniel L. Scholz⁸, Jay W. Davis⁹, Michael C. Dodd³, Andre Simpson⁵, Jenifer K. McIntyre⁴, Edward P. Kolodziej^{1,2,3*}

¹Center for Urban Waters, Tacoma, WA 98421, USA. ²Interdisciplinary Arts and Sciences, University of Washington Tacoma, Tacoma, WA 98421, USA. ³Department of Civil and Environmental Engineering, University of Washington, Seattle, WA 98195, USA. ⁴School of the Environment, Washington State University, Puyallup, WA 98371, USA. ⁵Department of Chemistry, University of Toronto, Scarborough Campus, 1265 Military Trail, Toronto, ON M1C1A4, Canada. ⁶Southern California Coastal Water Research Project, Costa Mesa, CA 92626, USA. ⁷San Francisco Estuary Institute, 4911 Central Avenue, Richmond, CA 94804, USA. ⁸Environmental and Fisheries Sciences Division, Northwest Fisheries Science Center, National Marine Fisheries Service, National Oceanic and Atmospheric Administration, Seattle, WA 98112, USA. ⁹United States Fish and Wildlife Service, Washington Fish and Wildlife Office, Lacey, WA 98503, USA.

*Corresponding author. Email: koloj@uw.edu

In U.S. Pacific Northwest coho salmon (*Oncorhynchus kisutch*), stormwater exposure annually causes unexplained acute mortality when adult salmon migrate to urban creeks to reproduce. By investigating this phenomenon, we identified a highly toxic quinone transformation product of N-(1,3-dimethylbutyl)-N'-phenyl-p-phenylenediamine (6PPD), a globally ubiquitous tire rubber antioxidant. Retrospective analysis of representative roadway runoff and stormwater-impacted creeks of the U.S. West Coast indicated widespread occurrence of 6PPD-quinone (<0.3–19 µg/L) at toxic concentrations (LC₅₀ of 0.8 ± 0.16 µg/L). These results reveal unanticipated risks of 6PPD antioxidants to an aquatic species and imply toxicological relevance for dissipated tire rubber residues.

Humans discharge tens of thousands of chemicals and related transformation products to water (1), most of which remain unidentified and lack rigorous toxicity information (2). Efforts to identify and mitigate high risk chemical toxicants are typically reactionary, occur long after their use becomes habitual (3), and are frequently stymied by mixture complexity. Societal management of inadvertent, yet widespread, chemical pollution is therefore costly, challenging, and often ineffective.

The pervasive biological degradation of contaminated waters near urban areas (i.e., “urban stream syndrome”) (4) is exemplified by an acute mortality phenomenon affecting Pacific Northwest coho salmon (*Oncorhynchus kisutch*) for decades (5–9). “Urban runoff mortality syndrome” (URMS) occurs annually among adult coho salmon returning to spawn in freshwaters where concurrent stormwater exposure causes rapid mortality. In the most urbanized watersheds with extensive impervious surfaces, 40–90% of returning salmon may die before spawning (9). This mortality threatens salmonid species conservation across ~40% of Puget Sound land area despite costly societal investments in physical habitat restoration that may have inadvertently created ecological traps due to episodic toxic water pollution (9). Although URMS has been linked to degraded water quality, urbanization, and high traffic intensity (9), one or more causal

toxicants have remained unidentified. Spurred by these compelling observations and mindful of the many other insidious sublethal stormwater impacts, we have worked to characterize URMS water quality (10, 11).

Previously, we reported that URMS-associated waters had similar chemical compositions relative to roadway runoff and tire tread wear particle (TWP) leachates, providing an opening clue in our toxicant search (10). Here, we applied hybrid toxicity identification evaluation and effect-directed analysis to screen TWP leachate for its potential to induce mortality (a phenotypic anchor) in juvenile coho salmon as an experimental proxy for adult coho (6). Using structural identification via ultrahigh performance liquid chromatography-high resolution tandem mass spectrometry (UPLC-HRMS/MS) and nuclear magnetic resonance (NMR), we discovered that an antioxidant-derived chemical was the primary causal toxicant. Retrospective analysis of runoff and receiving waters indicated that detected environmental concentrations of this toxicant often exceeded acute mortality thresholds for coho during URMS events in the field and across the U.S. West Coast.

Aqueous TWP leachate stock (1000 mg/L) was generated from an equal-weight mix of tread particles (0.2 ± 0.3 mm² average surface area) (fig. S1) from nine used and new tires (table S1). TWP leachate (250 mg/L positive controls) was

acutely and rapidly (~2-6 hours) lethal to juvenile coho (24 hours exposures, 98.5% mortality, $n = 135$ fish from 27 exposures, see Data S1), even after heating (80°C, 72 hours; 100% mortality, $n = 10$ fish from two exposures), indicating stability during handling. Behavioral symptomology (circling, surface gaping, equilibrium loss) (fig. S2 and movie S1) of TWP leachate exposures mirrored laboratory and field observations of symptomatic coho (5, 6). No mortality occurred in negative controls, including solvent- and process-matched method blanks subjected to identical separations (0 of 80 fish, 16 exposures) or exposure water blanks (0 of 45 fish, 9 exposures).

Mixture complexity (measured here as number of UPLC-HRMS electrospray ionization (ESI+) chemical features) was a significant barrier to causal toxicant identification, as 250 mg/L TWP leachate typically contained >2000 ESI+ detections. Our fractionation studies, optimized over 2+ years via iterative exploration of toxicant chemical properties, focused on reducing these detection numbers to attain a simple, yet toxic, fraction amenable to individual compound identifications. Throughout this fractionation procedure, observed toxicity remained confined to one narrow fraction, consistent with a single compound or a small, structurally related family of causal toxicants. In initial studies, TWP leachate toxicity was unaffected by silica sand filtration, cation and anion exchange, and ethylenediaminetetraacetic acid (EDTA, 114 μ M) addition (12), indicating that toxicant(s) were not particle-associated, strongly ionic, or metals, respectively, and validating prior studies that eliminated candidate pollutants (13, 14) as primary causal toxicants.

Mixture complexity was reduced using cation exchange, two polarity-based separations (XAD-2 resin and silica gel), and reverse phase high-performance liquid chromatography (HPLC) on a semi-preparative C18 column (250×4.2 mm ID, 5 μ m particle size). After C18-HPLC generated ten fractions, only C18-F6 (10-11 min) was toxic; it contained ~225 ESI+ and ~70 ESI- features (Fig. 1). Having removed ~90% of features, we began to prioritize and identify candidate toxicants by abundance (peak area), followed by fish exposures with commercial standards at 5-fold higher concentrations (mixtures at 1-25 μ g/L) than those estimated in C18-F6. We identified eleven plasticizers, antioxidants, emulsifiers, and various transformation products, including some well-known environmental contaminants (e.g., tris(2-butoxyethyl) phosphate) and some that are rarely reported [e.g., di(propylene glycol) dibenzoate, 2-(1-phenylethyl)phenol] (table S2). We also detected several bioactive, structurally related phenolic antioxidants and their transformation products (2,6-di-*t*-butyl-4-hydroxy-4-methyl-2,5-cyclohexadienone, 3,5-di-*t*-butyl-4-hydroxybenzaldehyde, 7,9-di-*tert*-butyl-1-oxaspiro[4,5]deca-6,9-diene-2,8-dione) (15). However, over many rounds of identification and subsequent exposure to juvenile coho, none of these identified chemical exposures reproduced URMS

symptoms or induced mortality. As these identifications employed exhaustive environmental scientific literature searches (10, 16, 17), we suspected a previously unreported toxicant.

To sharpen our search, we employed multi-dimensional semi-preparative HPLC using two additional structurally distinct column phases (pentafluorophenyl (PFP) and phenyl). Parallel fractionations (18) (same column dimensions, mobile phase, and gradient as for C18-HPLC) of the toxic silica gel fraction generated toxic fractions of PFP-F6 (10-11 min; ~204 ESI+, 60 ESI- features) and phenyl-F4 (8-9 min; ~237 ESI+, 75 ESI- features); all other fractions were non-toxic. Notably, across these separations (C18, PFP, phenyl), only 4 ESI+ and 3 ESI- HRMS features co-occurred in all three toxic fractions (fig. S3). Of these, one unknown compound (m/z 299.1752, $C_{18}H_{22}N_2O_2$, RT 11.0 min on analytical UPLC-HRMS) dominated the detected peak area (10-fold higher intensity in both ESI+ and ESI-). To further resolve candidate toxicants for synthetic efforts, we converted the three-dimensional chromatography workflow from parallel to serial through sequential C18, PFP, and phenyl columns (C18-F6 to PFP-F6 to phenyl-F4; with solvent removal by centrifugal evaporation and toxicity confirmation between separations). The purified final fraction was chemically simple (4 ESI+, 3 ESI- detections), highly lethal (100% mortality in 4 hours; $n = 15$ coho, 3 exposures), and was again dominated by $C_{18}H_{22}N_2O_2$. Drying this fraction yielded a pink-magenta precipitate (Fig. 1).

Published characterizations of crumb rubber (16) and receiving waters (10, 17) did not mention $C_{18}H_{22}N_2O_2$. UPLC-HRMS/MS spectra indicated C_4H_{10} and C_6H_{12} alkyl losses (M-58 and M-84 fragments) (Fig. 2B), but MS³ and MS⁴ fragmentation yielded no additional structural insights (fig. S4). Additionally, *in silico* fragmentation (MetFrag, CSI:FingerID) of $C_{18}H_{22}N_2O_2$ compounds in PubChem and ChemSpider (15,624 and 17,105 structures, respectively) failed to match observed fragments. Thus, to the best of our knowledge, $C_{18}H_{22}N_2O_2$ was not described in environmental literature or databases and posed a “true unknown” identification problem (19). We now assumed a transformation product; industrial manufacturing (e.g., high heat/pressure, catalysis) and diverse reactions in environmental systems generate many undocumented transformation products, most of which lack commercial standards.

Our breakthrough came by assuming that abiotic environmental transformations commonly modify active functional groups by preferentially altering the numbers of hydrogen and oxygen atoms relative to carbon and nitrogen. By searching a recent EPA crumb rubber report (16) for related formulas (i.e., $C_{18}H_{0-3}N_{2-4}O_{0-3}$), several characteristics of the $C_{18}H_{24}N_2$ anti-ozonant “6PPD” [N-(1,3-dimethylbutyl)-N'-phenyl-p-phenylenediamine] matched necessary attributes. First, 6PPD is globally ubiquitous (0.4-2% by mass) in passenger

and commercial vehicle tire formulations (20), indicating sufficient production to explain mortality observations within large and geographically distinct receiving water volumes. 6PPD was present in TWP leachate but was completely removed during fractionation by cation exchange. 6PPD crystals are purple, similar to the pink-magenta precipitate obtained post-fractionation. Most compellingly, neutral losses in 6PPD GC-MS spectra matched the $C_{18}H_{22}N_2O_2$ GC-HRMS spectra (fig. S5) and the predicted $\log K_{ow}$ of 6PPD (5.6) was close to that for $C_{18}H_{22}N_2O_2$ (5-5.5) (11). Finally, literature detailing the industrial chemistry of 6PPD reactions with ozone (7 day, 500 ppbv) described a $C_{18}H_{22}N_2O_2$ product (21), leading us to hypothesize that 6PPD was the likely pro-toxicant (Fig. 2C).

We tested this hypothesis with gas-phase ozonation (500 ppbv O_3) of industrial grade 6PPD (96% purity) (21). A $C_{18}H_{22}N_2O_2$ product formed; UPLC-HRMS analysis demonstrated exact matches of retention time (11.0 min) and MS/MS spectra between this synthetic $C_{18}H_{22}N_2O_2$ and the TWP leachate fractionation-derived $C_{18}H_{22}N_2O_2$ (Fig. 2, A and B). When purified, the ozone-synthesized $C_{18}H_{22}N_2O_2$ formed a reddish-purple precipitate. 1D 1H NMR structural analysis confirmed identical TWP leachate-derived and ozone-synthesized $C_{18}H_{22}N_2O_2$ structures (figs. S6 to S7). Notably, 2D NMR spectra and related simulations revealed isolated tertiary carbons and carbonyl groups (figs. S8 to S12), clearly indicating a quinone structure for $C_{18}H_{22}N_2O_2$ rather than the dinitrone structure reported in the past 40 years of literature describing 6PPD ozonation products (21). Therefore, the $C_{18}H_{22}N_2O_2$ candidate toxicant was unequivocally “6PPD-quinone” (2-anilino-5-[(4-methylpentan-2-yl)amino]cyclohexa-2,5-diene-1,4-dione). Consistent with environmental 6PPD ozonation, reported 6PPD ozonation products $C_{18}H_{22}N_2O$ (formula-matched) and 4-nitrosodiphenylamine ($C_{12}H_{10}N_2O$, standard-confirmed) (21) also were detected in ozonation mixtures and non-toxic TWP leachate fractions.

Exposures to ozone-synthesized and tire leachate-derived 6PPD-quinone ($\sim 20 \mu g/L$ nominal concentrations) both induced rapid (<5 hours, with initial symptoms evident within 90 min) mortality ($n = 15$ fish, 3 exposures) (fig. S2 and movie S2) which matched the 2-6 hours mortality observed for positive controls. Behavioral symptomology in response to synthetic 6PPD-quinone exposures matched that from field observations, roadway runoff, bulk TWP leachate and final toxic TWP fraction exposures, confirming the phenotypic anchor (5-9). Using synthetic 6PPD-quinone (purity $\sim 98\%$), controlled dosing experiments (10 concentrations, $n = 160$ fish in two independent exposures) were performed. 6PPD-quinone was highly toxic ($LC_{50} 0.79 \pm 0.16 \mu g/L$) to juvenile coho salmon (Fig. 3B). Estimates of LC_{50} via controlled exposures closely matched estimates derived from bulk roadway runoff and TWP leachate exposures ($LC_{50} 0.82 \pm 0.27 \mu g/L$),

indicating the primary contribution of 6PPD-quinone to observed mixture toxicity (Fig. 3A). Direct comparisons with 6PPD were performed ($LC_{50} 250 \pm 60 \mu g/L$ via nominal concentrations) (fig. S14), but confident assessment of 6PPD toxicity was precluded by its poor solubility, high instability, and formation of products during exposure.

To assess environmental relevance, we used UPLC-HRMS to retrospectively quantify 6PPD-quinone in archived extracts from roadway runoff and receiving water sampling (fig. S15 and table S4) (10). In Seattle-region roadway runoff ($n = 16/16$), $0.8-19 \mu g/L$ 6PPD-quinone was detected (Fig. 4A). During seven storm events in three Seattle-region watersheds highly impacted by URMS, 6PPD-quinone occurred at $<0.3-3.2 \mu g/L$ ($n = 6/7$ discrete storm events; $n = 6/21$ samples when including samples collected across the full hydrograph). These samples included three storms with documented URMS mortality in adult coho salmon: 6PPD-quinone was not detected in pre- and post-storm samples, but concentrations were near or above LC_{50} values during storms. We also detected 6PPD-quinone in Los Angeles region roadway runoff ($n = 2/2$, $4.1-6.1 \mu g/L$) and San Francisco region creeks impacted by urban runoff ($n = 4/10$, $1.0-3.5 \mu g/L$).

These data implicate 6PPD-quinone as the primary causal toxicant for decades of stormwater-linked coho salmon acute mortality observations. While minor contributions from other constituents in these complex mixtures are possible, 6PPD-quinone was both necessary (i.e., consistently present in and absent from toxic and non-toxic fractions, respectively) and, when purified or synthesized as a pure chemical exposure, sufficient to produce URMS at environmental concentrations. Over the product life cycle, antioxidants (e.g., PPDs, TMQs, phenolics) are designed to diffuse to tire rubber surfaces, rapidly scavenge ground-level atmospheric ozone and other reactive oxidant species, and form protective films to prevent ozone-mediated oxidation of structurally significant rubber elastomers (21, 22). Accordingly, all 6PPD added to tire rubbers is designed to react, intentionally forming 6PPD-quinone and related transformation products that are subsequently transported through the environment. This anti-ozonant application of 6PPD inadvertently, yet drastically, increases roadway runoff toxicity and environmental risk by forming the more toxic and mobile 6PPD-quinone transformation product. Based on the ubiquitous use and substantial mass fraction (0.4-2%) of 6PPD in tire rubbers and the representative detections across the U.S. West Coast (table S4), which include many detections near or above LC_{50} values, we believe that 6PPD-quinone may be present broadly in peri-urban stormwater and roadway runoff at toxicologically relevant concentrations for sensitive species, such as coho salmon.

Globally, ~ 3.1 billion tires are produced annually for our >1.4 billion vehicles, resulting in an average 0.81 kg/capita

annual emission of tire rubber particles (23). TWPs are one of the most significant microplastics sources to freshwaters (24); 2–45% of total tire particle loads enter receiving waters (25, 26) and freshwater sediment contains up to 5800 mg/kg TWP (23, 24, 27). Supporting recent concerns about microplastics (24, 28), 6PPD-quinone provides a compelling mechanistic link between environmental microplastic pollution and associated chemical toxicity risk. While numerous uncertainties exist regarding the occurrence, fate, and transport of 6PPD-quinone, these data indicate that aqueous and sediment environmental TWP residues can be toxicologically relevant and existing TWP loading, leaching, and toxicity assessments in environmental systems are clearly incomplete (25). Tire rubber disposal also represents a major global materials problem and potential potent source of 6PPD-quinone and other tire-derived transformation products. In particular, scrap tires re-purposed as crumb rubber in artificial turf fields (17) suggest both human and ecological exposures to these chemicals. Accordingly, the human health effects of such exposures merit evaluation.

Environmental discharge of 6PPD-quinone is particularly relevant for the many receiving waters proximate to busy roadways (Fig. 4B). It is unlikely that coho salmon are uniquely sensitive, and the toxicology of 6PPD transformation products in other aquatic species should be assessed. For example, used tires were more toxic to rainbow trout (4-fold lower 96-hours LC_{50}) relative to new tires (29), an observation consistent with adverse outcomes mediated by transformation products. If management of 6PPD-quinone discharges is needed to protect coho salmon or other aquatic organisms, adaptive regulatory and treatment strategies (17, 30, 31) along with source control and “green chemistry” substitutions (i.e., identifying demonstrably non-toxic and environmentally benign replacement antioxidants (22, 32)) can be considered. More broadly, we recommend more careful toxicological assessment for transformation products of all high production volume commercial chemicals subject to pervasive environmental discharge.

REFERENCES AND NOTES

1. Z. Wang, G. W. Walker, D. C. G. Muir, K. Nagatani-Yoshida, Toward a Global Understanding of Chemical Pollution: A First Comprehensive Analysis of National and Regional Chemical Inventories. *Environ. Sci. Technol.* **54**, 2575–2584 (2020). [doi:10.1021/acs.est.9b06379](https://doi.org/10.1021/acs.est.9b06379) [Medline](#)
2. B. I. Escher, H. M. Stapleton, E. L. Schymanski, Tracking complex mixtures of chemicals in our changing environment. *Science* **367**, 388–392 (2020). [doi:10.1126/science.aay6636](https://doi.org/10.1126/science.aay6636) [Medline](#)
3. R. Altenburger, W. Brack, R. M. Burgess, W. Busch, B. I. Escher, A. Focks, L. Mark Hewitt, B. N. Jacobsen, M. L. de Alda, S. Ait-Aissa, T. Backhaus, A. Ginebreda, K. Hilscherová, J. Hollender, H. Hollert, P. A. Neale, T. Schulze, E. L. Schymanski, I. Teodorovic, A. J. Tindall, G. de Aragão Umbuzeiro, B. Vrana, B. Zonja, M. Krauss, Future water quality monitoring: Improving the balance between exposure and toxicity assessments of real-world pollutant mixtures. *Environ. Sci. Eur.* **31**, 12–17 (2019). [doi:10.1186/s12302-019-0193-1](https://doi.org/10.1186/s12302-019-0193-1)
4. C. J. Walsh, A. H. Roy, J. W. Feminella, P. D. Cottingham, P. M. Groffman, R. P. Morgan II, The urban stream syndrome: Current knowledge and the search for a cure. *J. N. Am. Benthol. Soc.* **24**, 706–723 (2005). [doi:10.1899/04-028.1](https://doi.org/10.1899/04-028.1)
5. N. L. Scholz, M. S. Myers, S. G. McCarthy, J. S. Labenia, J. K. McIntyre, G. M. Ylitalo, L. D. Rhodes, C. A. Laetz, C. M. Stehr, B. L. French, B. McMillan, D. Wilson, L. Reed, K. D. Lynch, S. Damm, J. W. Davis, T. K. Collier, Recurrent die-offs of adult coho salmon returning to spawn in Puget Sound lowland urban streams. *PLOS ONE* **6**, e28013 (2011). [doi:10.1371/journal.pone.0028013](https://doi.org/10.1371/journal.pone.0028013) [Medline](#)
6. M. I. Chow, J. I. Lundin, C. J. Mitchell, J. W. Davis, G. Young, N. L. Scholz, J. K. McIntyre, An urban stormwater runoff mortality syndrome in juvenile coho salmon. *Aquat. Toxicol.* **214**, 105231 (2019). [doi:10.1016/j.aquatox.2019.105231](https://doi.org/10.1016/j.aquatox.2019.105231) [Medline](#)
7. J. K. McIntyre, J. I. Lundin, J. R. Cameron, M. I. Chow, J. W. Davis, J. P. Incardona, N. L. Scholz, Interspecies variation in the susceptibility of adult Pacific salmon to toxic urban stormwater runoff. *Environ. Pollut.* **238**, 196–203 (2018). [doi:10.1016/j.envpol.2018.03.012](https://doi.org/10.1016/j.envpol.2018.03.012) [Medline](#)
8. J. A. Spromberg, N. L. Scholz, Estimating the future decline of wild coho salmon populations resulting from early spawner die-offs in urbanizing watersheds of the Pacific Northwest, USA. *Integr. Environ. Assess. Manag.* **7**, 648–656 (2011). [doi:10.1002/ieam.219](https://doi.org/10.1002/ieam.219) [Medline](#)
9. B. E. Feist, E. R. Buhle, D. H. Baldwin, J. A. Spromberg, S. E. Damm, J. W. Davis, N. L. Scholz, Roads to ruin: Conservation threats to a sentinel species across an urban gradient. *Ecol. Appl.* **27**, 2382–2396 (2017). [doi:10.1002/eaop.1615](https://doi.org/10.1002/eaop.1615) [Medline](#)
10. K. T. Peter, Z. Tian, C. Wu, P. Lin, S. White, B. Du, J. K. McIntyre, N. L. Scholz, E. P. Kolodziej, Using High-Resolution Mass Spectrometry to Identify Organic Contaminants Linked to Urban Stormwater Mortality Syndrome in Coho Salmon. *Environ. Sci. Technol.* **52**, 10317–10327 (2018). [doi:10.1021/acs.est.8b03287](https://doi.org/10.1021/acs.est.8b03287) [Medline](#)
11. B. Du, J. M. Lofton, K. T. Peter, A. D. Gipe, C. A. James, J. K. McIntyre, N. L. Scholz, J. E. Baker, E. P. Kolodziej, Development of suspect and non-target screening methods for detection of organic contaminants in highway runoff and fish tissue with high-resolution time-of-flight mass spectrometry. *Environ. Sci. Process. Impacts* **19**, 1185–1196 (2017). [doi:10.1039/C7EM00243B](https://doi.org/10.1039/C7EM00243B) [Medline](#)
12. R. M. Burgess, K. T. Ho, W. Brack, M. Lamoree, Effects-directed analysis (EDA) and toxicity identification evaluation (TIE): Complementary but different approaches for diagnosing causes of environmental toxicity. *Environ. Toxicol. Chem.* **32**, 1935–1945 (2013). [doi:10.1002/etc.2299](https://doi.org/10.1002/etc.2299) [Medline](#)
13. J. A. Spromberg, D. H. Baldwin, S. E. Damm, J. K. McIntyre, M. Huff, C. A. Sloan, B. F. Anulacion, J. W. Davis, N. L. Scholz, Coho salmon spawner mortality in western US urban watersheds: Bioinfiltration prevents lethal storm water impacts. *J. Appl. Ecol.* **53**, 398–407 (2016). [doi:10.1111/1365-2664.12534](https://doi.org/10.1111/1365-2664.12534) [Medline](#)
14. K. A. King, C. E. Grue, J. M. Grassley, R. J. Fisk, Pesticides in urban streams and early life stages of Pacific coho salmon. *Environ. Toxicol. Chem.* **32**, 920–931 (2013). [doi:10.1002/etc.2117](https://doi.org/10.1002/etc.2117) [Medline](#)
15. F. Nagai, K. Ushiyama, I. Kano, DNA cleavage by metabolites of butylated hydroxytoluene. *Arch. Toxicol.* **67**, 552–557 (1993). [doi:10.1007/BF01969268](https://doi.org/10.1007/BF01969268) [Medline](#)
16. Environmental Protection Agency (EPA), “Synthetic Turf Field Recycled Tire Crumb Rubber Research Under the Federal Research Action Plan Final Report: Part 1 - Tire Crumb Characterization (Volumes 1 and 2),” EPA/600/R-19/051.1 (EPA, 2019).
17. S. Spahr, M. Teixidó, D. L. Sedlak, R. G. Luthy, Hydrophilic trace organic contaminants in urban stormwater: Occurrence, toxicological relevance, and the need to enhance green stormwater infrastructure. *Environ. Sci. Water Res. Technol.* **6**, 15–44 (2020). [doi:10.1039/C9FW00674F](https://doi.org/10.1039/C9FW00674F)
18. M. Muschket, C. Di Paolo, A. J. Tindall, G. Touak, A. Phan, M. Krauss, K. Kirchner, T.-B. Seiler, H. Hollert, W. Brack, Identification of Unknown Antiandrogenic Compounds in Surface Waters by Effect-Directed Analysis (EDA) Using a Parallel Fractionation Approach. *Environ. Sci. Technol.* **52**, 288–297 (2018). [doi:10.1021/acs.est.7b04994](https://doi.org/10.1021/acs.est.7b04994) [Medline](#)
19. J. Hollender, E. L. Schymanski, H. P. Singer, P. L. Ferguson, Nontarget Screening with High Resolution Mass Spectrometry in the Environment: Ready to Go? *Environ. Sci. Technol.* **51**, 11505–11512 (2017). [doi:10.1021/acs.est.7b02184](https://doi.org/10.1021/acs.est.7b02184) [Medline](#)

20. R. O. Babbitt, *The Vanderbilt Rubber Handbook*. (R. T. Vanderbilt Company, ed. 14th, 2010).
21. R. P. Lattimer, E. R. Hooser, R. W. Layer, C. K. Rhee, Mechanisms of Ozonation of N-(1,3-Dimethylbutyl)-N'-Phenyl-p-Phenylenediamine. *Rubber Chem. Technol.* **56**, 431–439 (1983). [doi:10.5254/1.3538136](#)
22. N.M. Huntink, University of Twente, Enschede, The Netherlands (2003).
23. R. Sieber, D. Kaweck, B. Nowack, Dynamic probabilistic material flow analysis of rubber release from tires into the environment. *Environ. Pollut.* **258**, 113573 (2020). [doi:10.1016/j.envpol.2019.113573](#) [Medline](#)
24. P. J. Kole, A. J. Löhr, F. G. A. J. Van Belleghem, A. M. J. Ragas, Wear and Tear of Tyres: A Stealthy Source of Microplastics in the Environment. *Int. J. Environ. Res. Public Health* **14**, 1265 (2017). [doi:10.3390/ijerph14101265](#) [Medline](#)
25. S. Wagner, T. Hüffer, P. Klöckner, M. Wehrhahn, T. Hofmann, T. Reemtsma, Tire wear particles in the aquatic environment - A review on generation, analysis, occurrence, fate and effects. *Water Res.* **139**, 83–100 (2018). [doi:10.1016/j.watres.2018.03.051](#) [Medline](#)
26. K. M. Unice, M. P. Weeber, M. M. Abramson, R. C. D. Reid, J. A. G. van Gils, A. A. Markus, A. D. Vethaak, J. M. Panko, Characterizing export of land-based microplastics to the estuary - Part I: Application of integrated geospatial microplastic transport models to assess tire and road wear particles in the Seine watershed. *Sci. Total Environ.* **646**, 1639–1649 (2019). [doi:10.1016/j.scitotenv.2018.07.368](#) [Medline](#)
27. K. M. Unice, M. L. Kreider, J. M. Panko, Comparison of tire and road wear particle concentrations in sediment for watersheds in France, Japan, and the United States by quantitative pyrolysis GC/MS analysis. *Environ. Sci. Technol.* **47**, 8138–8147 (2013). [Medline](#)
28. A. Kolomijec, J. Parrott, H. Khan, K. Shires, S. Clarence, C. Sullivan, L. Chibwe, D. Sinton, C. M. Rochman, Increased Temperature and Turbulence Alter the Effects of Leachates from Tire Particles on Fathead Minnow (*Pimephales promelas*). *Environ. Sci. Technol.* **54**, 1750–1759 (2020). [doi:10.1021/acs.est.9b05994](#) [Medline](#)
29. K. Day, K. E. Holtze, J. L. Metcalfe-Smith, C. T. Bishop, B. J. Dutka, Toxicity of leachate from automobile tires to aquatic biota. *Chemosphere* **27**, 665–675 (1993). [doi:10.1016/0045-6535\(93\)90100-1](#)
30. J. K. McIntyre, J. W. Davis, C. Hinman, K. H. Macneale, B. F. Anulacion, N. L. Scholz, J. D. Stark, Soil bioretention protects juvenile salmon and their prey from the toxic impacts of urban stormwater runoff. *Chemosphere* **132**, 213–219 (2015). [doi:10.1016/j.chemosphere.2014.12.052](#) [Medline](#)
31. V. Dulio, B. van Bavel, E. Brorström-Lundén, J. Harmsen, J. Hollender, M. Schlabach, J. Slobodnik, K. Thomas, J. Koschorreck, Emerging pollutants in the EU: 10 years of NORMAN in support of environmental policies and regulations. *Environ. Sci. Eur.* **30**, 5–13 (2018). [doi:10.1186/s12302-018-0135-3](#) [Medline](#)
32. R. Lattimer, E. R. Hooser, H. E. Diem, R. W. Layer, C. K. Rhee, Mechanisms of Ozonation of N,N'-di-(1-Methylheptyl)-p-Phenylenediamine. *Rubber Chem. Technol.* **53**, 1170–1190 (1980). [doi:10.5254/1.3535087](#)
33. F. Hou, Z. Tian, K. T. Peter, C. Wu, A. D. Gipe, H. Zhao, E. A. Alegria, F. Liu, E. P. Kolodziej, Quantification of organic contaminants in urban stormwater by isotope dilution and liquid chromatography-tandem mass spectrometry. *Anal. Bioanal. Chem.* **411**, 7791–7806 (2019). [doi:10.1007/s00216-019-02177-3](#) [Medline](#)
34. A. G. Palmer III et al., *J. Magn. Reson.* **93**, 151–170 (1991).
35. J. Schleucher, M. Schwendinger, M. Sattler, P. Schmidt, O. Schedletsky, S. J. Glaser, O. W. Sørensen, C. Griesinger, A general enhancement scheme in heteronuclear multidimensional NMR employing pulsed field gradients. *J. Biomol. NMR* **4**, 301–306 (1994). [doi:10.1007/BF00175254](#) [Medline](#)
36. L. Kay, P. Keifer, T. Saarinen, Pure absorption gradient enhanced heteronuclear single quantum correlation spectroscopy with improved sensitivity. *J. Am. Chem. Soc.* **114**, 10663–10665 (1992). [doi:10.1021/ja00052a088](#)
37. W. Willker, D. Leibfritz, R. Kerssebaum, W. Bermel, Gradient selection in inverse heteronuclear correlation spectroscopy. *Magn. Reson. Chem.* **31**, 287–292 (1993). [doi:10.1002/mrc.1260310315](#)
38. D. O. Cicero, G. Barbato, R. Bazzo, Sensitivity enhancement of a two-dimensional experiment for the measurement of heteronuclear long-range coupling constants, by a new scheme of coherence selection by gradients. *J. Magn. Reson.* **148**, 209–213 (2001). [doi:10.1006/jmre.2000.2234](#) [Medline](#)
39. K. A. Blinov, Y. D. Smurnyy, M. E. Elyashberg, T. S. Churanova, M. Kvasha, C. Steinbeck, B. A. Lefebvre, A. J. Williams, Performance validation of neural network based (¹³C) NMR prediction using a publicly available data source. *J. Chem. Inf. Model* **48**, 550–555 (2008). [doi:10.1021/ci700363r](#) [Medline](#)
40. R. Aalizadeh et al., Norman Network (2019).
41. K. T. Peter, F. Hou, Z. Tian, C. Wu, M. Goehring, F. Liu, E. P. Kolodziej, More Than a First Flush: Urban Creek Storm Hydrographs Demonstrate Broad Contaminant Pollutographs. *Environ. Sci. Technol.* **54**, 6152–6165 (2020). [doi:10.1021/acs.est.0c00872](#) [Medline](#)
42. R. Lehrle, S. Willis, Modification of natural rubber: A study to assess the effect of vinyl acetate on the efficiency of grafting methyl methacrylate on rubber in latex form, in the presence of azo-bis-isobutyronitrile. *Polymer (Guildf.)* **38**, 5937–5946 (1997). [doi:10.1016/S0032-3861\(97\)00157-2](#)
43. T. Kitauro, M. Kobayashi, L. Tarachiwin, H. Kum-ourm, A. Matsuura, K. Fushihara, K. Ute, Characterization of Natural Rubber End Groups Using High-Sensitivity NMR. *Macromol. Chem. Phys.* **219**, 1700331 (2018). [doi:10.1002/macp.201700331](#)
44. E. Mvula, S. Naumov, C. von Sonntag, Ozonolysis of lignin models in aqueous solution: Anisole, 1,2-dimethoxybenzene, 1,4-dimethoxybenzene, and 1,3,5-trimethoxybenzene. *Environ. Sci. Technol.* **43**, 6275–6282 (2009). [doi:10.1021/es900803p](#) [Medline](#)
45. E. Mvula, C. von Sonntag, Ozonolysis of phenols in aqueous solution. *Org. Biomol. Chem.* **1**, 1749–1756 (2003). [doi:10.1039/b301824p](#) [Medline](#)
46. A. Tekle-Röttering, C. von Sonntag, E. Reisz, C. V. Eyser, H. V. Lutze, J. Türk, S. Naumov, W. Schmidt, T. C. Schmidt, Ozonation of anilines: Kinetics, stoichiometry, product identification and elucidation of pathways. *Water Res.* **98**, 147–159 (2016). [doi:10.1016/j.watres.2016.04.001](#) [Medline](#)
47. P. R. Tentscher, M. Bourgin, U. von Gunten, Ozonation of Para-Substituted Phenolic Compounds Yields p-Benzoquinones, Other Cyclic α,β-Unsaturated Ketones, and Substituted Catechols. *Environ. Sci. Technol.* **52**, 4763–4773 (2018). [doi:10.1021/acs.est.8b00011](#) [Medline](#)

ACKNOWLEDGMENTS

D. Whittington, S. Edgar, (UW Medicine Mass Spectrometry), M. Bozlee (City of Tacoma), J. Protasio, A. Rue (WA Ecology), M. Goehring (King County), D.E. Latch (Seattle U), J.E. Baker, C.A. James, A.D. Gipe (UW Tacoma), M. Yu (Mount Sinai), S.D. Richardson (U South Carolina), J.R. Cameron (NOAA NMFS), K. King (USFWS), WSDOT, and dedicated citizen scientists from the Miller Walker CSI, Puget Soundkeeper, and Thornton Creek Alliance. We gratefully thank the Puyallup Tribe and NOAA NWFS for providing juvenile coho and Agilent Technologies (T.A. and D.C.) for technical support. **Funding:** NSF grants 1608464 and 1803240, EPA grant #01J18101 (E.P.K.), #DW-014-92437301 (N.L.S., J.K.M., J.W.D.), Washington State Governors Funds (J.K.M., E.P.K.), the Regional Monitoring Program for Water Quality in San Francisco Bay (A.G., R.S.), Brazilian foundation agency FAPESP (2018/16040-5 and 2019/14770-9) (F.V.C.K.), NSERC Alliance (ALLRP 549399) and Discovery (RGPIN-2019-04165) Programs, the Canada Foundation for Innovation (CFI), the Ontario Ministry of Research and Innovation, and the Krembil Foundation (A.S.). **Disclaimer:** Findings and conclusions herein are those of the authors and do not necessarily represent the views of the sponsoring organizations. **Author contributions:** Z.T., H.Z., K.T.P., J.K.M., M.C.D., E.P.K. designed research; Z.T., H.Z., M.G., K.T.P., C.W., R.H., A.E.C. performed fractionation experiments; Z.T., K.T.P., R.L., M.G. performed HRMS and data analysis; Z.T., H.Z., M.G., J.W., K.T.P., C.W., R.H., E.P.K., J.K.M., A.E.C. conducted fish exposures; J.P., C.W., J.W. generated TWP particles; J.W., J.P., E.M., J.K.M. maintained the fish facility and enabled exposure studies; R.G.B., F.V.C.K., R.S., A.J., A.S. elucidated structures via NMR; K.T.P., C.W., F.H., Z.T., M.G., B.D., A.G., R.S. provided water samples; X.H., Z.T., H.Z., H.H., M.C.D. performed ozonation experiments; N.L.S., J.W.D. provided perspectives and context; Z.T., H.Z., K.T.P., and E.P.K. wrote the manuscript. **Competing interests:** None. **Data and materials availability:** Data file S1: Record of the juvenile coho salmon exposure experiments. Number of tanks and coho salmon used, mortality results, and treatment information are included in the table. All other data needed to evaluate the conclusions in the paper are present in the paper or the Supplementary Materials.

SUPPLEMENTARY MATERIALS

science.sciencemag.org/cgi/content/full/science.abd6951/DC1

Materials and Methods

Supplemental Text

Figs. S1 to S15

Tables S1 to S5

References (33–47)

Movies S1 and S2

Data File S1

8 July 2020; accepted 5 November 2020

Published online 3 December 2020

10.1126/science.abd6951

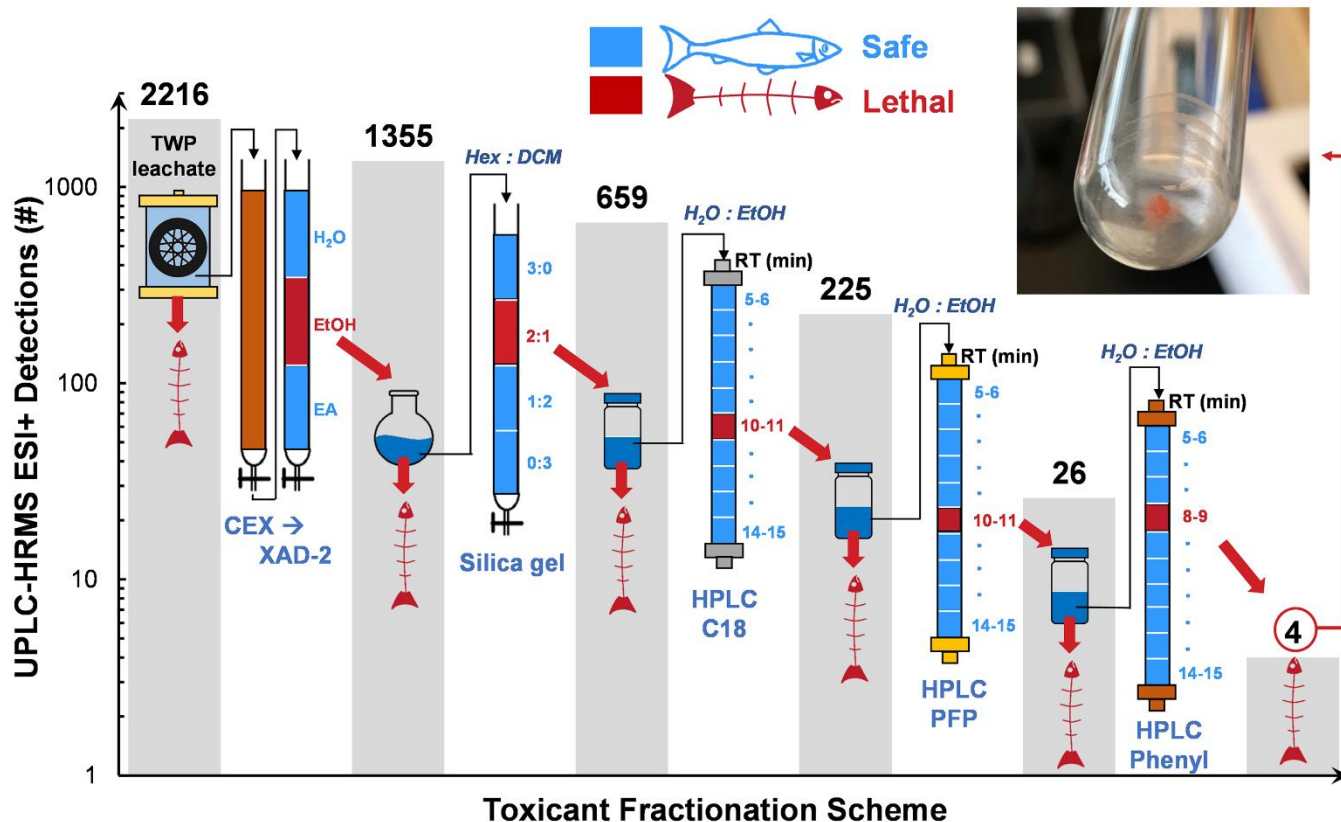


Fig. 1. Tire rubber leachate fractionation scheme. As a metric of mixture complexity and separation efficiency, the numbers above gray bars represent unique chemical features detected in solid-phase extracted fish exposure water (1 L) and subsequent fractions by UPLC-HRMS. Blue colors represent non-lethal fractions; red colors represent lethal fractions. All fractionation steps and exposures were replicated at least twice; positive and negative controls were included throughout fractionations. The inset photo depicts purified product (~700 µg from 30 L of TWP leachate) in the final lethal fraction. TWP, tire tread wear particles; CEX, cation exchange; EA, ethyl acetate; EtOH, ethanol; H₂O, water; Hex, hexane; DCM, dichloromethane; RT, retention time.

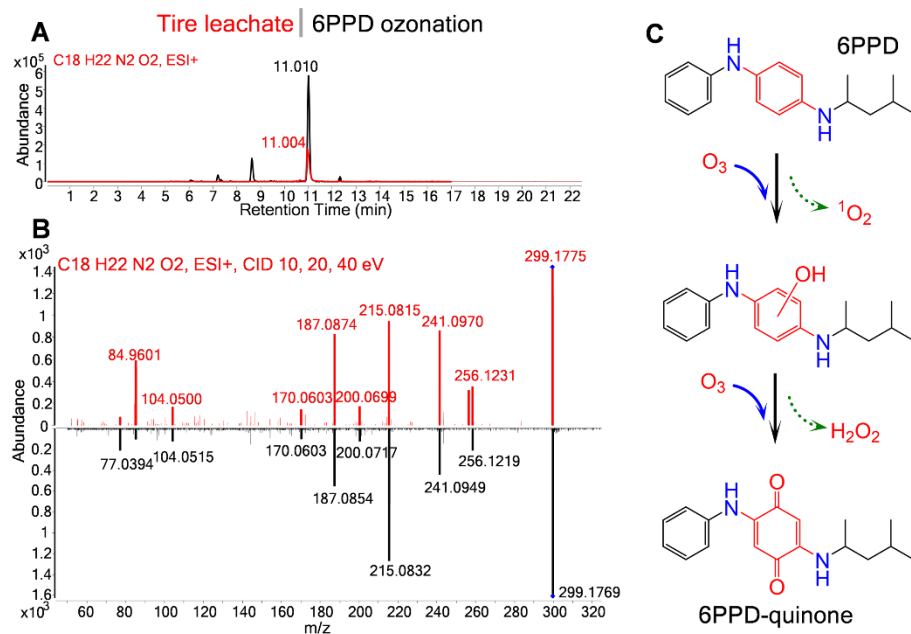


Fig. 2. 6PPD-quinone identification and a proposed formation pathway.

(A) Extracted ion chromatograms of 6PPD-quinone from UPLC-HRMS (ESI+); red data represents the final fraction from TWP leachate, while black data represents the purified 6PPD ozonation mixture. (B) Observed MS/MS fragmentation (integrated from 10, 20, 40 eV) of 6PPD-quinone in the final toxic fraction from TWP leachate (red spectra) and 6PPD ozonation (black spectra). (C) One proposed reaction pathway from 6PPD to 6PPD-quinone (see fig. S13 for alternate proposed formation pathways). Red highlights detail key changes in the diphenylamine structure during ozonation.

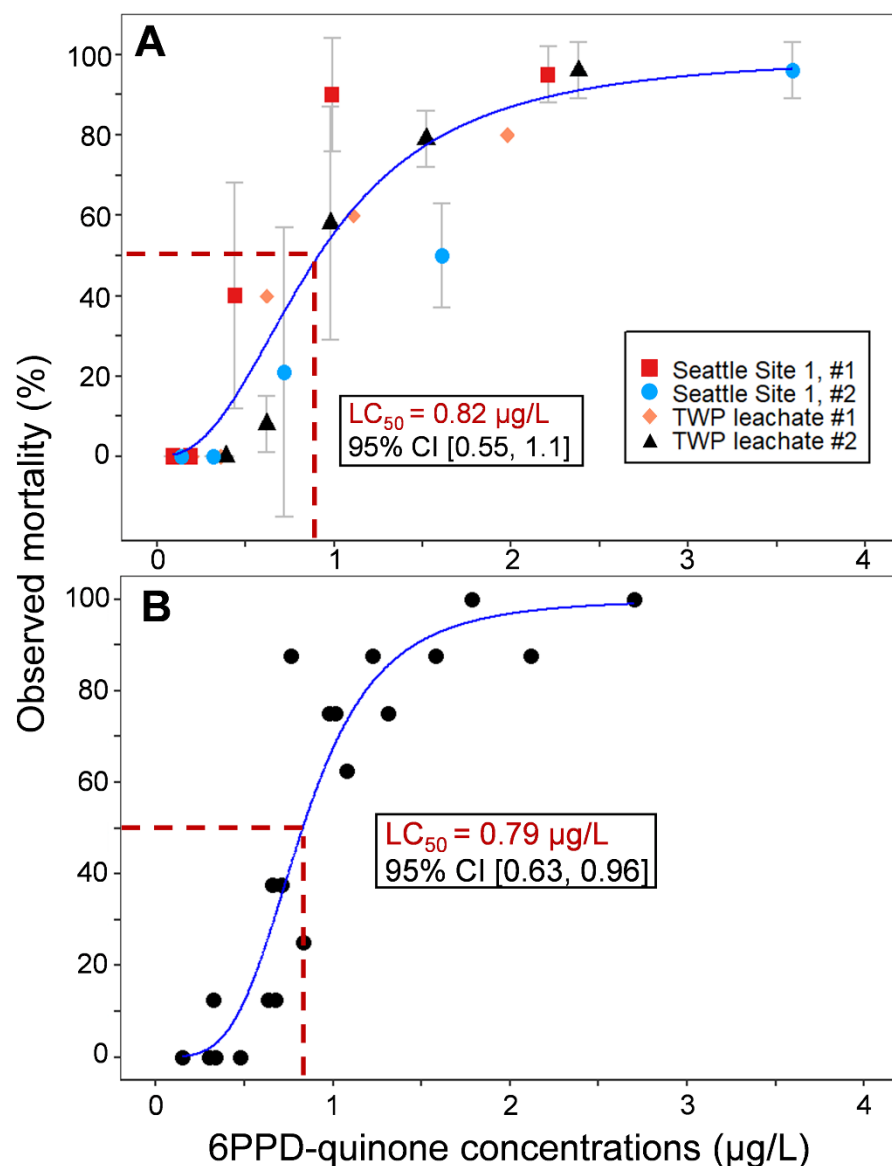


Fig. 3. Dose-response curves. (A) Dose-response curve for 24 hours juvenile coho exposures to roadway runoff and TWP leachate ($n = 365$ fish). Error bars represent 3 replicates of 8 fish (except TWP leachate #2, $n = 5$ fish; Seattle Site #1, duplicate of $n = 10$ fish). 6PPD-quinone concentrations were from retrospective quantification. (B) Dose-response curves for 24 hours juvenile coho exposures to ozone-synthesized 6PPD-quinone (10 concentrations, 2 replicates, $n = 160$ fish). Curves were fitted to a four-parameter logistic model. CI, confidence interval.

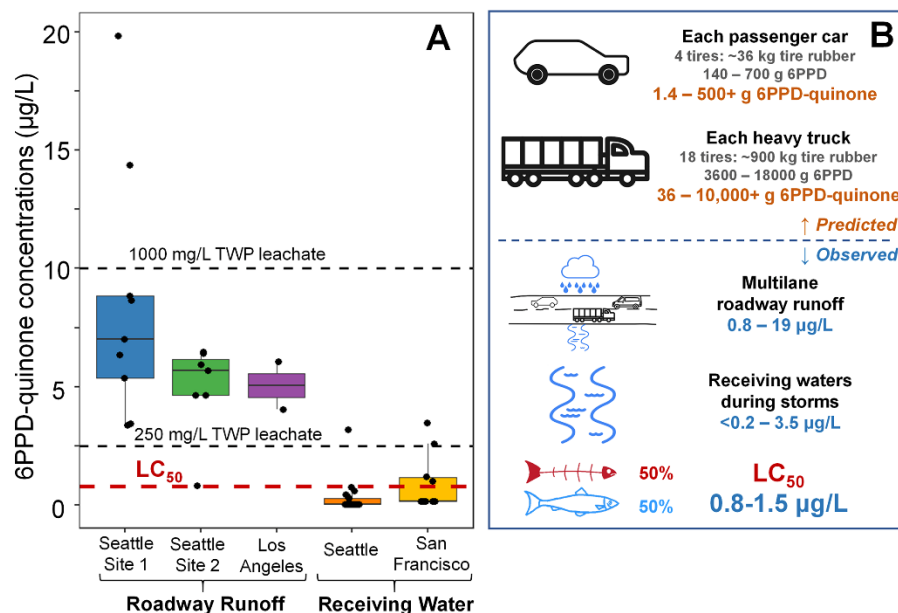


Fig. 4. Environmental relevance of 6PPD-quinone. (A) Using retrospective UPLC-HRMS analysis of archived sample extracts, 6PPD-quinone was quantified in roadway runoff and runoff-impacted receiving waters. Each symbol corresponds to duplicate or triplicate samples, boxes represent first and third quartiles. For comparison, the 0.8 µg/L LC₅₀ value for juvenile coho salmon and detected 6PPD-quinone levels in 250 and 1000 mg/L TWP leachate are included. (B) Predicted ranges of potential 6PPD-quinone mass formation in passenger cars (e.g., 4 tires, ~36 kg tire rubber mass) and heavy trucks, (e.g., 18 tires, ~900 kg of tire rubber) (represented in orange) and measured 6PPD-quinone concentrations in affected environmental compartments (represented in blue, with experimental data italicized). Predicted ranges reflect calculations applying 0.4-2% 6PPD per total vehicle tire rubber mass followed by various yield scenarios (1-75% ultimate yields) for 6PPD reaction with ground-level ozone to form 6PPD-quinone.